



“Gorgeous seating  
charts & simple  
behavior  
management.”

*Edukey Education Ltd*

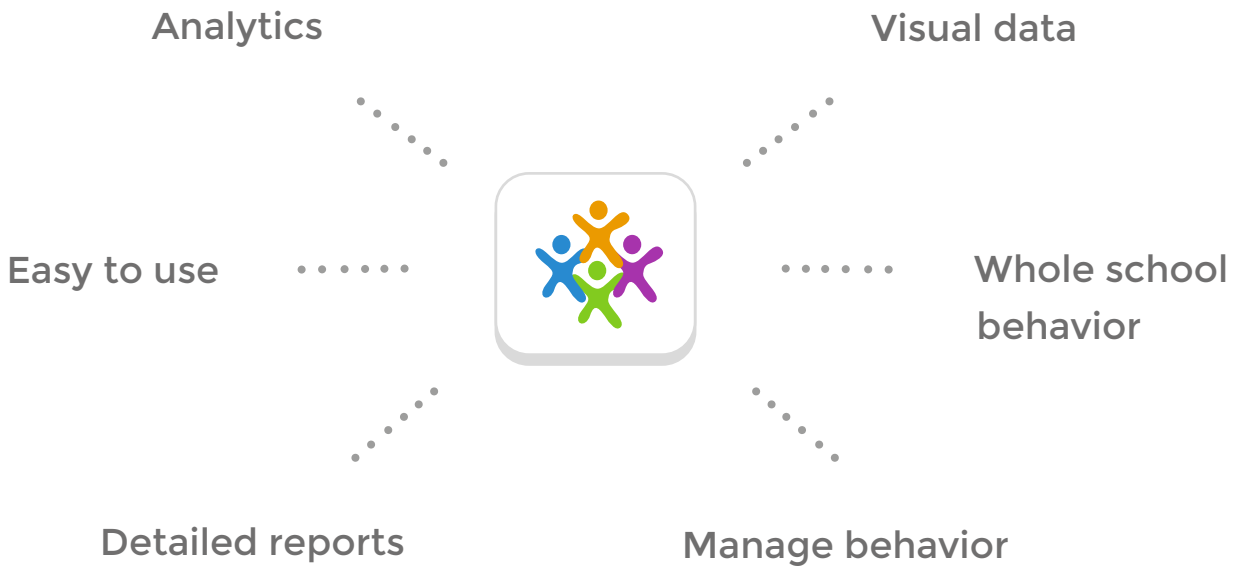
---

# Benefits



Our tool creates data rich seating plans, providing student photographs and highlighting key data to your teaching team.

Teachers can immediately identify students who may need additional support or are a member of a target group such as Free School Meals.



Behavior monitoring & reporting ensures that students who interact negatively are highlighted and automatically separated in the classroom whilst positive behavior is rewarded.

Optionally engage parents with online behavior summaries.


# Seating Plans

Seating plans are automatically created from a data import. Each plan is editable to suit different classroom layouts and clearly displays a thumbnail photograph and name of each student.

Boys & Girls

Shuffle

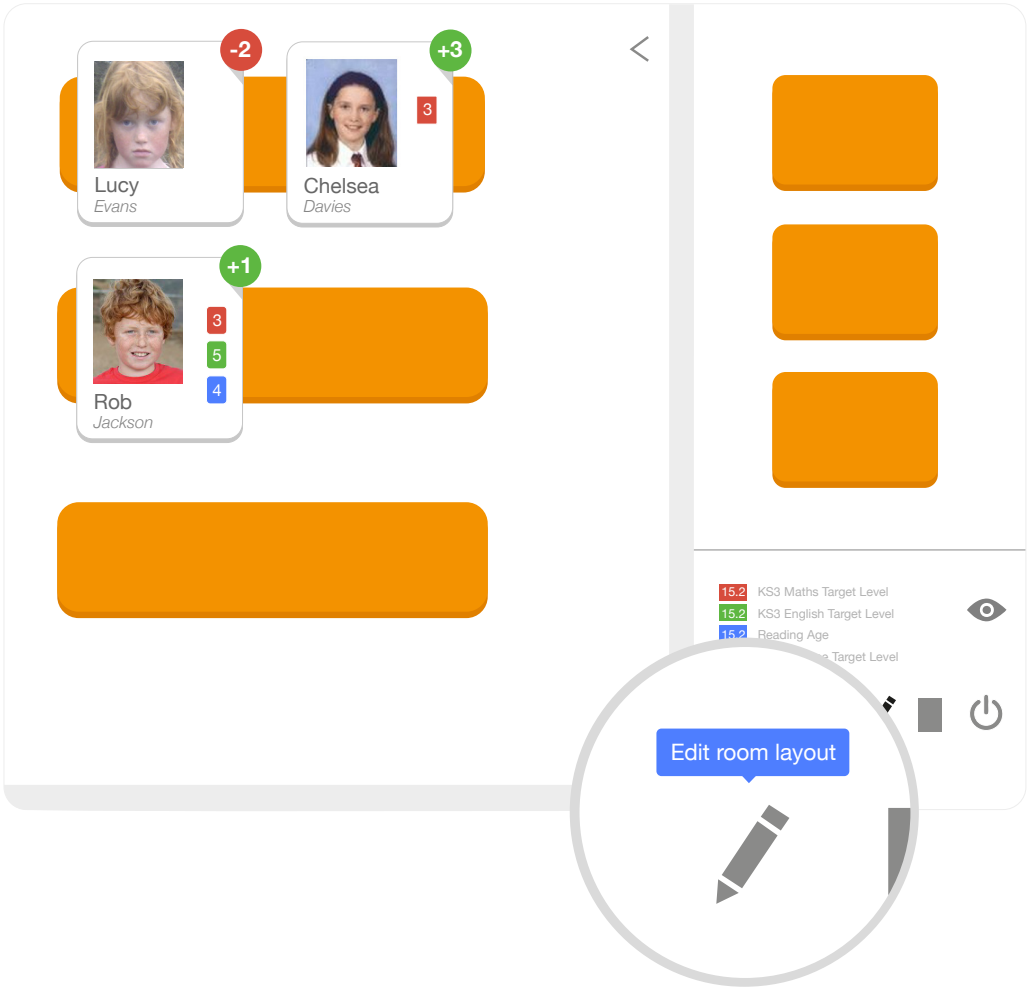
The system works intelligently to minimize disruption, using behavior data to highlight students who interact negatively with each other.



Research shows that using seating plans makes teachers more effective and doubles the attainment of lower ability students.

Classes can be rearranged at the touch of a button to group students according to name, behavior, ability, gender or any other factor contained in your data.

.....



...



Seating plans can be viewed and edited on any web enabled device such as laptops, PCs or iPads.



# Behavior

The seating plans you create in Class Charts are also a behavior management tool which you can use collaboratively with colleagues to track and analyze student behaviour over time.

Positive and negative behavior issues (optional) can be noted at the click of a button and a record of behavior over time is shown in clear, understandable charts.




You can customize behavior types to match your school policy and build up a clear picture of behavior in your department or school.

An optional school managed rewards store is included in the Whole School version where students can spend points donate them to charity.




# Reports

Behavior reports are presented in a clear, printable chart format for classes and individual students.



Our AI analytics engine build reports on behavior trends, student interactions or multi-tier breakdowns on factors such as class, gender, position in classroom & time of day.

Each behavior report can be customized to show behavior for a specific time period and a history of incidents with optional notes is also available.



There is also an option to engage parents with the behavior of their child in school just by providing them with a log in code.

# Visual data

“The importance of data in the modern school cannot be overstated but there is so much data available that there is a danger of information overload and busy teachers often do not have the time to drill down through data in a school SIS.”

.....



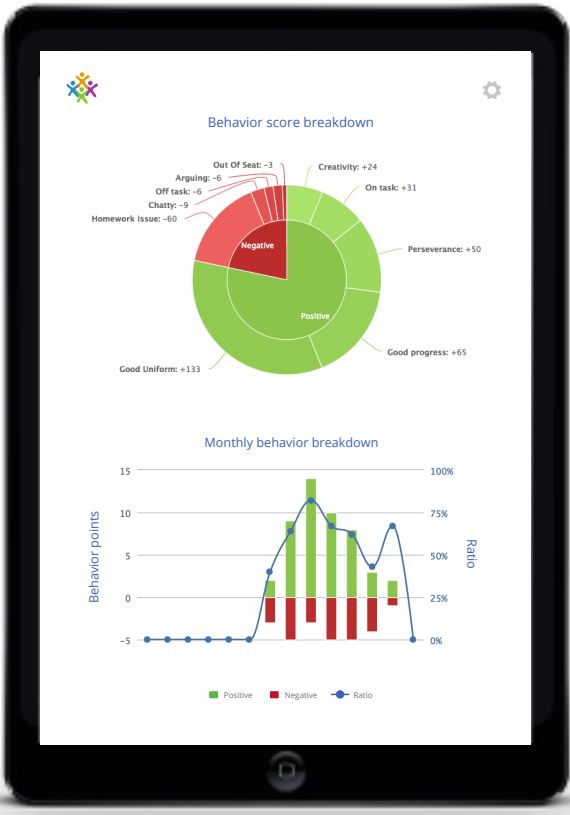
.....



## SYNC WITH POWERSCHOOL / CLEVER

- Display data according to school priorities.
- Easily show or hide data for display on Interactive Whiteboard.
- Use data to intelligently seat students.

We provide integration with your SIS so that any changes you make in SIS are reflected in Class Charts.



.....



.....

Each teacher in your team will be fully aware of essential data.



Special Educational Needs



Targets



Free School Meals

*Class Charts*

**Edukey Education Ltd**

---

Phone No. (855) 248-4913

Fax No. (585) 512-8755

Company No. 8552484913

17 State Street, Suite 4000, New York, NY 10004

